

CONCRETE:
£160.36/m²

STEEL:
£112.81/m²



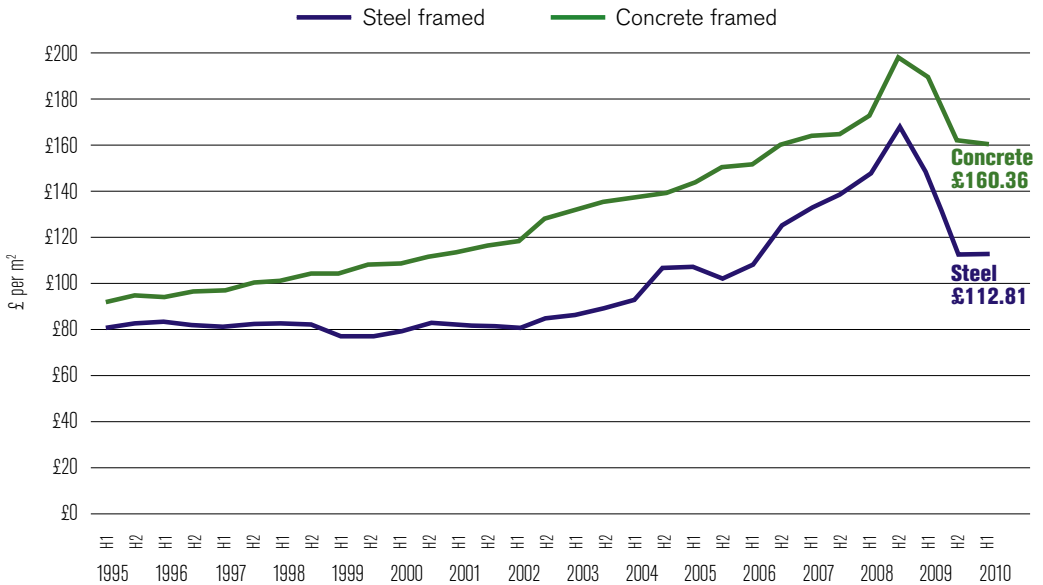
YOU COMPARE...



STEEL ALWAYS THE COMPETITIVE OPTION

The latest update of the cost comparison study shows that structural steel framing solutions are the competitive option. The graph clearly shows that this has always been the case and the competitive gap is wider than it has ever been.

COMPARISON OF STEEL AND CONCRETE FRAME AND FLOOR COSTS BUILDINGS A & B – AVERAGE OF ALL SCHEMES



THE COMMERCIAL COST COMPARISON STUDY

First carried out in 1993, the study is the established industry standard for comparing frame and floor costs in the commercial building sector.

The study considers a number of steel and concrete framing options for two typical office buildings. The designs, programming and costs are regularly reviewed and updated to reflect modern practice by a team including Davis Langdon, Arup and MACE. The costs are recalculated every six months and the latest results reflect prices at the end of June 2010.

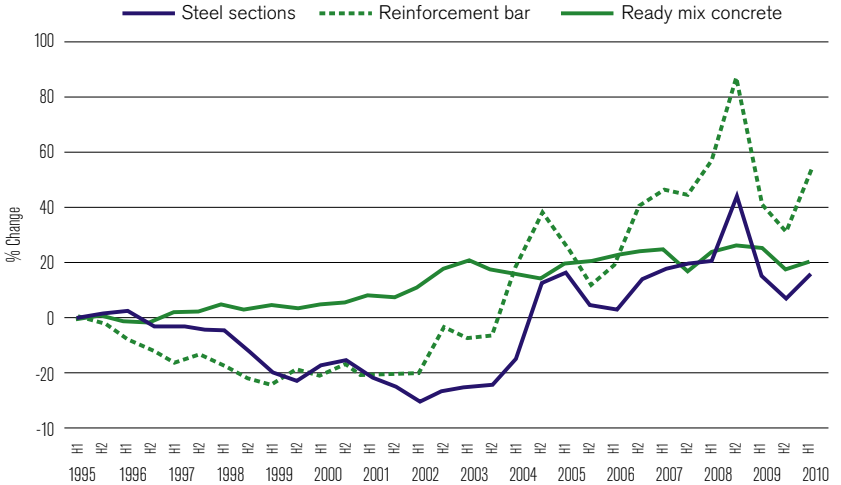
Building A is a four-storey, 2,600 square metre office in Manchester, and Building B is an eight-storey prestige office building of 18,000 square metres in London. Both are based on developer specification buildings typical of modern commercial developments.

The detailed results are available at www.steelconstruction.org/compare

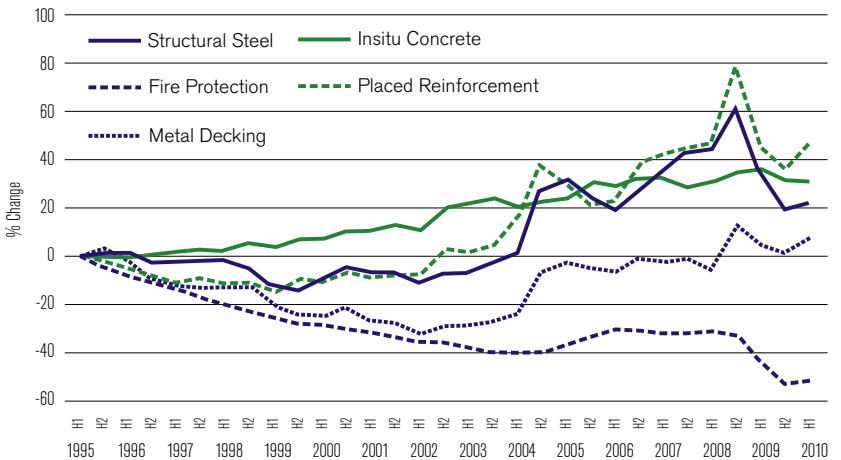
CONSTRUCTION COSTS RELATIVE TO INFLATION

The competitiveness of steel construction is confirmed by statistics published monthly by the Department for Business, Innovation and Skills. The two graphs below track the changes against inflation for the main components of steel and concrete construction.

RAW MATERIAL COSTS RELATIVE TO INFLATION % CHANGE FROM 1995



CONSTRUCTED COMPONENT COSTS RELATIVE TO INFLATION % CHANGE FROM 1995



COMPARE THE BUILT-IN BENEFITS

Steel has significant
benefits built-in –
at no extra cost.

SAFETY

- Easy to manage
- Well practised and methodical
- Small highly skilled erection teams
- Predominantly manufactured offsite

SUSTAINABILITY

- Multicycled without loss of quality
- Minimal waste
- Steel buildings are adaptable, flexible and long lasting
- The BCSA Sustainability Charter for extra confidence

SPEED

- Less time on site
- Quicker occupation
- Earlier payback
- Predictable

QUALITY

- Steel is tested and certified prior to arrival on site
- Manufactured to international standards
- High quality standards achieved during manufacture
- All BCSA Members are regularly monitored and assessed

EFFICIENCY

- High strength-to-weight ratio
- Lean manufacture
- Just-in-time delivery
- Lightweight structures require less foundations

SATISFACTION

- Right first time
- Predictable programme
- Quality Assured
- Collaborative working



TATA STEEL

www.steelconstruction.org/compare