


Structural Product Price List



Includes
MODIFIED MULTICHANNEL

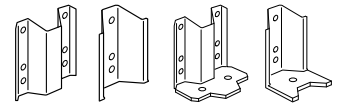
Kingspan  Multibeam

Kingspan  MultiChannel



Kingspan®

Multibeam/Multichannel Cleats

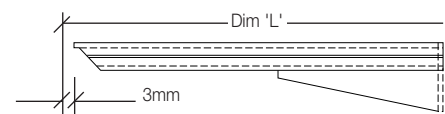


	Weld-On Double Black Steel	Weld-On Single Black Steel
Ref.	MD 145	MS 145
£ ea	7.75	6.69
Ref.	MD 175	MS 175
£ ea	8.32	7.27
Ref.	MD 205	MS 205
£ ea	9.50	8.22
Ref.	MD 235	MS 235
£ ea	10.09	9.21
Ref.	MD 265	MS 265
£ ea	10.65	9.87
Ref.	MD 300	MS 300
£ ea	29.14	27.24
Ref.	MD 350	MS 350
£ ea	30.32	28.13

Bolt-On Double			Bolt-On Single		
Black Steel	Painted	Galvanised	Black Steel	Painted	Galvanised
MD 145BB	MD 145BE	MD 145BG	MS 145BB	MS 145BE	MS 145BG
14.27	20.28	22.76	12.55	18.74	18.91
MD 175BB	MD 175BE	MD 175BG	MS 175BB	MS 175BE	MS 175BG
15.04	22.22	24.29	13.05	19.35	19.53
MD 205BB	MD 205BE	MD 205BG	MS 205BB	MS 205BE	MS 205BG
16.41	22.49	27.60	14.25	20.50	21.56
MD 235BB	MD 235BE	MD 235BG	MS 235BB	MS 235BE	MS 235BG
17.24	25.87	29.20	14.86	21.18	22.69
MD 265BB	MD 265BE	MD 265BG	MS 265BB	MS 265BE	MS 265BG
18.01	26.72	30.78	15.34	21.77	23.82
MD 300BB	MD 300BE	MD 300BG	MS 300BB	MS 300BE	MS 300BG
36.53	43.70	47.55	33.30	39.44	40.93
MD 350BB	MD 350BE	MD 350BG	MS 350BB	MS 350BE	MS 350BG
39.44	44.05	48.20	34.01	40.19	41.66

Extended Cleats

Length (mm)	Weld-On Black Steel		Bolt-On					
	Double	Single	Double Black Steel	Double Painted	Double Galvanised	Single Black Steel	Single Painted	Single Galvanised
130-210	9.50	8.32	21.56	24.65	31.50	15.30	24.54	24.87
211-269	11.85	10.09	23.87	27.66	35.46	26.72	27.48	27.60
270-335	29.86	27.85	44.71	56.03	62.10	42.10	55.33	60.59
336-390	30.99	28.66	51.24	57.24	64.97	47.88	56.39	62.70
391-450	35.00	32.62	52.77	57.92	68.12	48.87	57.63	64.89



Dim 'L' = stooling dimension

When ordering extended cleats, please use standard cleat reference with suffix 'X' and advise dimension 'L', eg. MD235BB X 270.

Extended double cleats over 270mm long are supplied with stiffeners, these are not available with single cleats.

If special fixing centres required this would become MD235BB X 270 S.

Holes to suit Multibeam.

Note: **BB** = Black Steel. **BE** = Powder Coated. **BG** = Galvanised.

Eaves Beam Fixing Brackets



Stooling Dim	Weld-On		Bolt-On					
	Black Steel	Price	Black Steel	Price	Painted Steel	Price	Galvanised	Price
136 to 150mm	NC 185	40.93	NC 185BB	55.86	NC 185BE	62.39	NC 185BG	86.03
136 to 150mm	NC 215	47.35	NC 215BB	62.12	NC 215BE	63.56	NC 215BG	88.51
136 to 150mm	NC 265	49.65	NC 265BB	65.36	NC 265BE	65.64	NC 265BG	92.62
151 to 180mm	NC 185	44.19	NC 185BB	59.01	NC 185BE	64.17	NC 185BG	89.75
151 to 180mm	NC 215	49.65	NC 215BB	65.36	NC 215BE	65.64	NC 215BG	92.23
151 to 180mm	NC 265	51.97	NC 265BB	68.17	NC 265BE	68.45	NC 265BG	96.34
181 to 210mm	NC 185	47.35	NC 185BB	62.12	NC 185BE	66.07	NC 185BG	93.45
181 to 210mm	NC 215	52.02	NC 215BB	68.17	NC 215BE	69.12	NC 215BG	95.86
181 to 210mm	NC 265	54.50	NC 265BB	71.45	NC 265BE	72.26	NC 265BG	99.96
211 to 240mm	NC 185	53.45	NC 185BB	68.17	NC 185BE	70.19	NC 185BG	97.15
211 to 240mm	NC 215	58.62	NC 215BB	74.57	NC 215BE	76.64	NC 215BG	99.54
211 to 240mm	NC 265	60.78	NC 265BB	77.59	NC 265BE	78.82	NC 265BG	103.67
241 to 272mm	NC 185	56.55	NC 185BB	71.45	NC 185BE	74.43	NC 185BG	107.76
241 to 272mm	NC 215	60.78	NC 215BB	77.58	NC 215BE	79.69	NC 215BG	110.42
241 to 272mm	NC 265	63.40	NC 265BB	80.75	NC 265BE	81.18	NC 265BG	114.78

Note: For product dimensions please refer to Multibeam Products Handbook Ref P128.

Horizontal Cladding Vertical Support

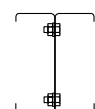


Ref	Unassembled £ m	Assembly Price*	MTC Angle Cleat**	MS 120 Black Steel Weld on Cleat Price	EBC1 Eaves Beam Cleat Price
G140/150	41.80	2.18	15.04	4.59	11.01

*Price does not include the cost of the cleat. **All sizes

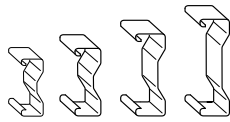
Compound channel sections

Please contact the sales office for prices and availability.



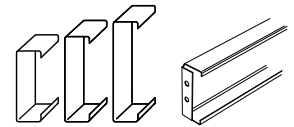
All prices shown are in £ sterling.

Multibeam



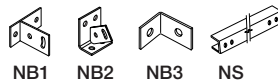
Multibeam Section	Multibeam Price	Multibeam Sleeve	Sleeve Price
M145065120	21.45	S145065A	25.78
M145065130	21.65		
M145065140	24.57		
M145065150	26.35		
M145065160	27.40	S145065B	30.08
M145065180	32.08		
M145065200	33.94	S145065C	33.84
M145065220	35.77		
M175065120	23.63	S175065A	28.34
M175065130	25.15		
M175065140	26.77		
M175065150	27.65		
M175065160	28.64	S175065B	33.30
M175065180	33.80		
M175065200	35.08	S175065C	37.77
M175065220	40.38		
M175065250	45.68		
M205065120	26.27	S205065A	30.91
M205065130	27.22		
M205065140	29.64		
M205065150	31.64		
M205065160	32.65	S205065B	36.53
M205065170	34.08		
M205065180	35.65	S205065C	41.77
M205065200	37.26		
M205065220	43.24		
M205065250	48.69		
M205065270	50.13		
M235065130	29.98	S235065A	33.48
M235065140	31.73		
M235065150	33.56		
M235065160	34.66		
M235065170	35.76	S235065B	39.73
M235065180	37.95		
M235065200	40.81	S235065C	45.71
M235065220	46.19		
M235065250	49.12		
M235065270	52.74		
M265065140	33.65	S265065A	35.97
M265065150	35.51		
M265065160	37.93	S265065B	42.96
M265065180	42.77		
M265065200	45.92	S265065C	49.70
M265065220	48.46		
M265065250	52.15		
M265065270	58.28		
M300090150	43.53	S300090A	41.84
M300090160	45.54	S300090B	50.23
M300090180	48.69	S300090C	58.65
M300090200	52.64		
M300090250	64.24		
M300090270	67.39		
M350090150	45.96	S350090A	46.07
M350090160	48.69	S350090B	55.54
M350090180	52.23		
M350090200	57.56	S350090C	65.28
M350090250	69.80		
M350090270	75.32		

Multichannel



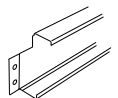
Multichannel Section	Multichannel Price	Multichannel Sleeve	Sleeve Price	Autoform	Autoform Price				
L145070120	21.45	CSL14570	33.84	AFEND145	6.98				
L145070130	21.65								
L145070140	24.57								
L145070150	26.35								
L145070160	27.40								
L145070180	32.08								
L145070200	33.94								
L145070220	35.77								
L175070120	23.63	CSL175070	37.78	AFEND175	8.25				
L175070130	25.15								
L175070140	26.77								
L175070150	27.65								
L175070160	28.64								
L175070180	33.80								
L175070200	35.08								
L175070220	40.38								
L175070250	45.68								
L205070120	26.27	CSL205070	41.77	AFEND205	9.45				
L205070130	27.22								
L205070140	29.64								
L205070150	31.64								
L205070160	32.65								
L205070170	34.08								
L205070180	35.65								
L205070200	37.26								
L205070220	43.24								
L205070250	48.69								
L205070270	50.13								
L235070130	29.98	CSL235070	45.71	AFEND235	11.12				
L235070140	31.73								
L235070150	33.56								
L235070160	34.66								
L235070170	35.76								
L235070180	37.95								
L235070200	40.81								
L235070220	46.19								
L235070250	49.12								
L235070270	52.74								
L265070140	33.65	CSL265070	49.70	AFEND265	12.12				
L265070150	35.51								
L265070160	37.93								
L265070180	42.77								
L265070200	45.92								
L265070220	48.46								
L265070250	52.15								
L265070270	58.28								
L300090150	43.53	CSL300090	58.65	AFEND300	13.14				
L300090160	45.54								
L300090180	48.69								
L300090200	52.64								
L300090250	64.24								
L300090270	67.39								
L350090150	45.96					CSL350090	65.28	AFEND350	14.02
L350090160	48.69								
L350090180	52.23								
L350090200	57.56								
L350090250	69.80								
L350090270	75.32								

Eaves Beam



Eaves Beam Section	Eaves Beam Components				
	£ per metre	NB1 £ each	NB2 £ each	NB3 £ each	NS* £ each
E185140	61.39	28.68	33.06	6.42	28.50
E215170	69.13	28.68	34.06	6.42	28.50
E265150	71.29	28.68	35.23	6.42	28.50
E265200	88.01	28.68	35.23	6.42	28.50

Notches



Standard Notch 25mm Deep Length	Single or Pairs £ each extra/over
NOTCH 1 0-60	8.95
NOTCH 2 61-120	10.22
NOTCH 3 121-180	11.72
COUNTERFORM HOLES	5.99

*Maximum length 2000mm

All prices shown are in £ sterling.

Multibeam & Multichannel Restraints (Standard Finish - Galvanised)



Purlin Centres	Multilock Ties	Tubular Ties			Rod Diagonals	Screwed Rods	Tiled Roof Struts		
	TM	TSA/TSB	TS14	TRSP*TRHD***	TR**	SW	SX	SY	
Up to 700mm	13.14	15.99	18.19	27.26	16.26	45.53	45.53	43.50	
701 - 1400mm	13.14	15.99	18.19	36.56	25.46	45.53	45.53	43.50	
1401 - 1550mm	13.67	16.37	19.43	38.70	26.35	47.55	47.76	45.53	
1551 - 1700mm	14.18	17.28	20.24	40.32	27.27	49.65	50.01	47.55	
1701 - 1850mm	14.70	18.19	20.88	42.25	28.14	51.69	52.25	49.46	
1851 - 2000mm	15.25	19.09	21.52	44.69	29.07	53.74	54.55	51.56	
2001 - 2150mm	N/A	20.01	22.31	47.29	30.00	55.80	56.79	53.55	
2151 - 2300mm	N/A	20.91	22.92	50.88	30.91	56.85	58.88	55.64	
2301 - 2450mm	N/A	21.72	23.87	52.76	34.01	N/A	N/A	N/A	
2451 - 2600mm	N/A	N/A	N/A	54.55	N/A	N/A	N/A	N/A	
2601 - 2750mm	N/A	N/A	N/A	56.32	N/A	N/A	N/A	N/A	
2751 - 2900mm	N/A	N/A	N/A	58.14	N/A	N/A	N/A	N/A	
2901 - 3050mm	N/A	N/A	N/A	59.98	N/A	N/A	N/A	N/A	
3051 - 3200mm	N/A	N/A	N/A	61.78	N/A	N/A	N/A	N/A	
3201 - 3500mm	N/A	N/A	N/A	63.57	N/A	N/A	N/A	N/A	

(includes 2 no. SXCI cleats). **Standard finish - zinc plated and passivated * (includes 2 no. CTHDA cleats)*

Diagonal Tie Wires



Ref.	£ each
Single DB/DBCF	34.23
Double DA/DACF	65.85

All ropes include cleat fixing brackets

Standard Cleader



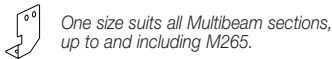
Ref.	Section Size	£ per 4m
AC	45 x 45 x 2mm	53.96
AR	70 x 70 x 2.7mm	94.50

Custom Cleader



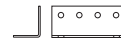
Cut & Punched Cleader		
Ref.	Section Size	£ per m
C135V270	70 x 70 x 2.7mm	24.22

Multibracket



Ref.	£ each
MB1A	14.59
MB1B	14.59

Angle Cleats



Ref.	£ each
MTC	15.04

Apex Ties*



Ref.	£ each
AT	18.32

**Maximum length 800mm*

Clamp Plates



Ref.	£ each
CA	7.26
CA145	7.26


Frequency - one per run of tubular ties

Stanchion/Rafter Stays



Ref.	£ each
RNA	22.51
RNB	16.47

Stubs



Ref.	£ each
SM	20.22

Manufactured from galvanised steel strip. Maximum length 1000mm

Additional Information

Holes

Rates for Multibeam purlin, rail and eaves beam sections include all standard hole punching for up to 12 No. holes per 6 metres of section. Additional holes are at extra cost. Please refer to the Technical Handbook Ref. P128 for details of all standard hole punching and diameters.

Additional Multibeam Holes - Web 0.22p each Nett - Flange 0.30p each Nett

Slotted Holes - Slotted 0.36p each Nett

Non Standard Sections - Manufacture of new premier sections is subject to volume and material availability.

Please contact the Sales Office for full details.

Flange Holes - £1.94 each

Painting and Galvanising

Painted and galvanised cleats are available please contact our Sales Office for availability. Extended deliveries can be expected on any post galvanised items. We, therefore, recommend that you contact the Sales Office for delivery as soon as possible.

Export Contracts

Please contact our Sales Office with full details for a comprehensive quotation. The rates in this price list do not include for export packing/marketing.

Contract Extras

Contract extras which require additional delivery to site/works will incur an additional charge of £105 per delivery.

Custom Formed Pressing

In addition to standard purlin, rail, eaves beam and channel sections, other cold-formed profiles are available to a maximum length of 8.0 metres subject to handling and transport parameters.

Please discuss your requirements with Kingspan Fabrications.

Tel: 01944 710591.

Ordering Software

Please contact our Sales Office to order the up to date Toolkit software.

Maximum Length

Transportation of sections is normally restricted to 16 metres, if longer lengths are required please contact our Sales Office.

Delivery Charges

All orders for purlin, rail, eaves beam and Multichannel sections totalling 1000 linear metres and over are delivered free of charge for one drop, one destination, UK mainland. For orders under 1000 linear metres - see below.

Deliveries of less than 1000 linear metres will be subject to transport charges as indicated.

Area 'A' Orders less than 1000 metres £230.00

Area 'B' Orders between 500 and 999 metres £105.00

Area 'B' Orders less than 500 metres £205.00

Area 'C' Orders between 500 and 999 metres £205.00

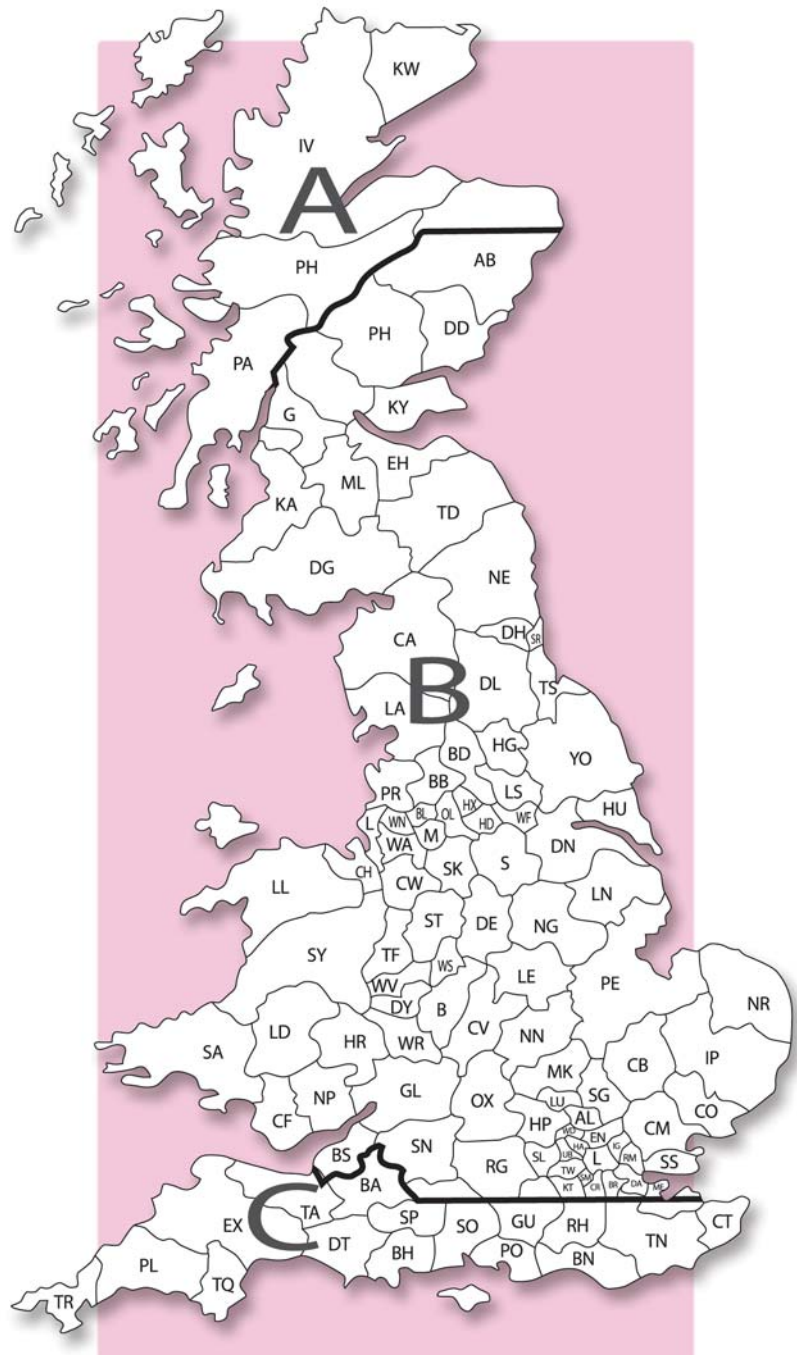
Area 'C' Orders less than 500 metres £230.00

The prices shown above are for consolidated loads. Please contact our Sales Office for dedicated load pricing should this be required.

Special transport requirements – please contact our Sales Office for rates and availability.

All prices are exclusive of VAT and are subject to change without notice.

All orders are subject to our standard Terms and Conditions of sale, a copy of which can be obtained from our Sales Office Tel: 01944 712000



All prices shown are in £ sterling.

Estimating

Estimating & Detailing Check List

Multibeam Purlins

Section Metreage	Anti-Sags
Sleeves	Clamp Plates
Cleats	Diagonal Ties
Rafter Stays	Stubs
Apex Ties	

Multibeam/Multichannel Cladding Rails

Section Metreage	Diagonal Ties
Sleeves	Stanchion/Rafter Stays
Cleats/AUTOFORM® Ends	Corner Stubs
Tubes – Clamp Plates	Diagonal/Screwed Rods
Horizontal Cladding Vertical Support	

Eaves Beam

Section Metreage	Struts
Brackets	

Cleader Angles

Section Metreage	
------------------	--

Note: Please contact the Sales Office for details regarding transport costs.



Kingspan Structural Products

Sherburn, Malton, North Yorkshire, YO17 8PQ, England
Tel: 01944 712000 Sales fax: 01944 710830 Customer Services fax: 01944 710941 Technical fax: 01944 711649
Email: marketing@kingspanstructural.co.uk

visit our website kingspanstructural.com or our group website kingspan.com

Due to our continuing policy of development and improvement we reserve the right to alter and amend the specification as shown in this literature. Kingspan gratefully acknowledge all contributions to this publication.



This brochure is printed on paper made from 80% recycled post-consumer fibre and 20% virgin pulp sourced from responsibly managed and sustainable forests.